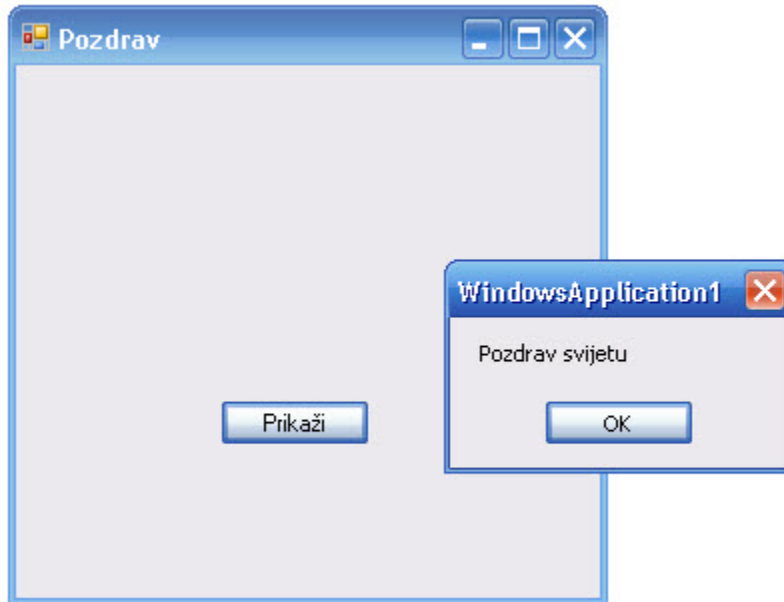


## Prve laboratorijske vježbe

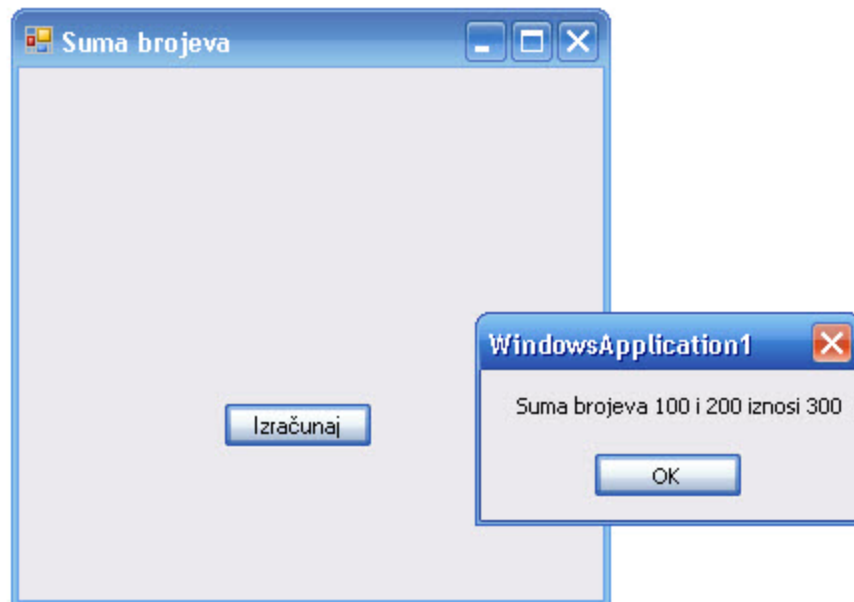
### Primjer 1. Pozdrav svijetu

```
Private Sub Button1_Click(ByVal sender As System.Object, ByVal e As System.EventArgs) Handles Button1.Click
    MsgBox("Pozdrav svijetu")
End Sub
```



### Primjer 2. Jednostavna suma brojeva

```
Private Sub Button1_Click(ByVal sender As System.Object, ByVal e As System.EventArgs) Handles Button1.Click
    Dim broj1, broj2, suma As Single
    broj1 = 100
    broj2 = 200
    suma = broj1 + broj2
    MsgBox(" Suma brojeva " & broj1 & " i " & broj2 & " iznosi " & suma)
End Sub
```



Primjer 3. Množenje bilo koja dva broja

```
Public Class Proba
```

```
    Private Sub Button1_Click(ByVal sender As System.Object, ByVal e As  
System.EventArgs) Handles Button1.Click
```

```
        Dim broj1, broj2, produkt As Single
```

```
        broj1 = TextBox1.Text
```

```
        broj2 = TextBox2.Text
```

```
        produkt = broj1 * broj2
```

```
        rezultat.Text = produkt
```

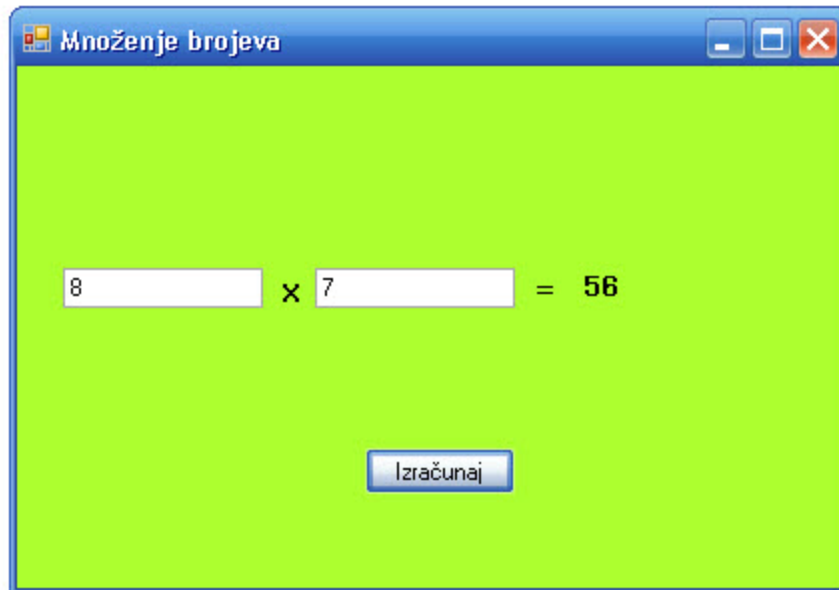
```
    End Sub
```

```
    Private Sub Proba_Load(ByVal sender As System.Object, ByVal e As  
System.EventArgs) Handles MyBase.Load
```

```
        Me.BackColor = Color.GreenYellow
```

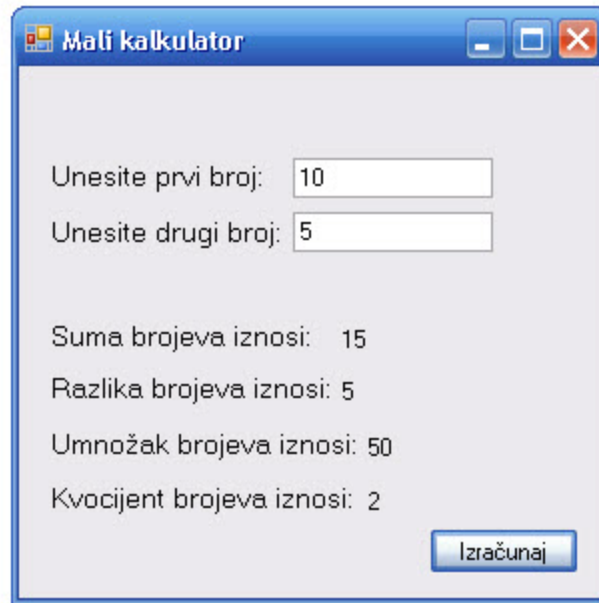
```
    End Sub
```

```
End Class
```



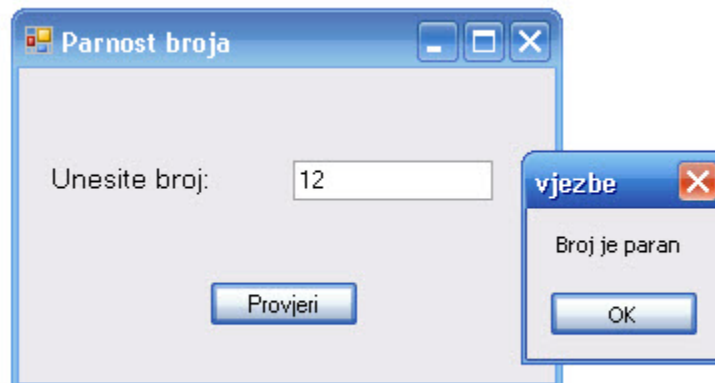
Zadatak 1. Izradite program koji će za bilo koja dva unesena broja izračunati njihov zbroj, razliku, umnožak i kvocijent. Rezultati izračuna moraju biti prikazani na formi.

```
Private Sub Button1_Click(ByVal sender As System.Object, ByVal e As
System.EventArgs) Handles Button1.Click
    Dim broj1, broj2, suma, razlika, umnozak, kvocijent As Single
    broj1 = TextBox1.Text
    broj2 = TextBox2.Text
    suma = broj1 + broj2
    razlika = broj1 - broj2
    umnozak = broj1 * broj2
    kvocijent = broj1 / broj2
    Label4.Text = suma
    Label5.Text = razlika
    Label7.Text = umnozak
    Label9.Text = kvocijent
End Sub
```



Primjer 4. Selekcija IF – program provjerava da li je broj paran ili neparan.

```
Public Class Form1
    Private Sub Button1_Click(ByVal sender As System.Object, ByVal e As
System.EventArgs) Handles Button1.Click
        Dim broj1 As Single
        broj1 = TextBox1.Text
        If broj1 Mod 2 = 0 Then
            MsgBox("Broj je paran")
        Else
            MsgBox("Broj je neparan")
        End If
    End Sub
End Class
```



Primjer 5. Selekcija Select Case – evidencija ocjene o studentu.

```
Private Sub Button1_Click(ByVal sender As System.Object, ByVal e As
System.EventArgs) Handles Button1.Click
    Dim student As String
    Dim ocjena As Single
    student = TextBox1.Text
    ocjena = TextBox2.Text
    Select Case ocjena
        Case 1
            MsgBox("Student " & student & " nije položio programiranje.")
        Case 2
            MsgBox("Student " & student & " je položio programiranje sa
dovoljan.")
        Case 3
            MsgBox("Student " & student & " je položio programiranje sa
dobar.")
        Case 4
            MsgBox("Student " & student & " je položio programiranje sa
vrlo dobar.")
        Case 5
            MsgBox("Student " & student & " je položio programiranje sa
izvrstan.")
        Case Else
            MsgBox(ocjena & " nije ispravna ocjena. Ponovite unos!")
    End Select
End Sub
```

